

# Absolute Beginner SS RIFFS

		Starts on fret #	A string Chords	E String Chords	
		Also Sprach Zarathustra	0	A	E
1st pos		Bate Bate Chocolate	1	B <sup>b</sup> F <sup>7</sup>	F C <sup>7</sup>
		Beethoven's 5th	5		Dm A7
2nd pos		Boil Them Cabbage	4	A D E <sup>7</sup>	E A B <sup>7</sup>
1st pos		Carol of the Bells, "Shchedryk"	3	Am	Em
1st pos		Climbing Up Falling Down-INTRO	0	A <sup>7</sup>	E <sup>7</sup>
		Dagnet Theme	0	Adim	Edim
1st pos		Hot Cross Buns	4	A E <sup>7</sup>	E B <sup>7</sup>
		It's Raining It's Pouring	3	F	C
1st pos		James Bond Theme #1 (3 note Chrom.)	0	Dm	Am
4th pos		Louie Louie	0	A D Emin	E A Bm
		Old MacDonald #1	5	D	A
2nd pos		Old MacDonald #2 Oink,Oink	0	D	A
2nd pos		We Will Rock You	5	Bm	F#m
2nd pos		Whole Lotta Love	0	D C	A G
1st pos		Yorkshire Song	0	Am	Em
		You Really Got Me	0	B	F#

# AB1

## 2/20/23 "Single String Riffs" Pedagogy OVERVIEW

These are throw-away riffs which allow players to express a musical idea. I don't teach a rock repertoire but these give students a chance to play rock type riffs as well as other familiar phrases.

My goal is to make sure students are working on fingering technique and rhythm and also developing a sense of harmonization. These are intended to get students playing melody with proper finger position. Of course these riffs all should be played on multiple strings but we are going to play them as **Single String** challenges. This forces the student to develop fingering technique.

These are intended to be played with a backup player since they really come alive that way. It can be a fun challenge to play some of these riffs on all the strings since the chords are really ambitious. Timing is crucial

Two musicians should play the riff and then the chords switching back and forth. This is great for rhythm and dexterity It really demonstrates the importance of proper technique since any sloppiness will destroy your ability quickly to get back and forth.

- You may NOT play these with just 1 finger!
- If you INSIST on playing with just one finger then it HAS TO BE THE FOURTH FINGER!

2/18/23

Everyone wants to rock! But I want you to learn good technique and theory so you can play and understand anything. Here is the deal. I will teach you these riffs as SINGLE STRING EXERCISES. You have to play them perfectly using the right fingerings. This will massively improve your ability to play anything. There are much easier ways for beginners to play these riffs. You are welcome to do that after you master the Single String Version.

# ALSO SPRACH ZARATHUSTRA, SS RIFF

ORIGINAL IN C

RICHARD STRAUSS 1864-1949  
TRANSCRIBED BY BRIAN PERKINS

E E EMIN

TABLATURE  
FRET # 0 7 12 12 16 15 15

E string E Emin

B String B Bmin

G String G Gmin

D String D Dmin

A String A Amin

C string C Cmin

F String F Fmin

2/18/23

Everyone wants to rock! But I want you to learn good technique and theory so you can play and understand anything. Here is the deal. I will teach you these riffs as SINGLE STRING EXERCISES. You have to play them perfectly using the right fingerings. This will massively improve your ability to play anything. There are much easier ways for beginners to play these riffs. You are welcome to do that after you master the Single String Version.

## BATE! BATE! CHOCOLATE-SS RIFF

TRAD MEXICAN

From José-Luis Orozco 1948-  
Transcribed By Brian Perkins

E string	F	C7	C string	Db	Ab7
B String	C	G7	F String	Gb	Db7
G String	Ab	Eb7			
D String	Eb	Bb7			
A String	Bb	F7			

Everyone wants to rock! But I want you to learn good technique and theory so you can play and understand anything. Here is the deal. I will teach you these riffs as SINGLE STRING EXERCISES. You have to play them perfectly using the right fingerings. This will massively improve your ability to play anything. There are much easier ways for beginners to play these riffs. You are welcome to do that after you master the Single String Version.

## BEETHOVEN'S 5TH, SS RIFF

1808 ORIGINAL IN CMIN

LUDWIG VAN BEETHOVEN 1770-1827  
TRANSCRIBED BY BRIAN PERKINS

**D MIN** **A7**

**TABLATURE**  
**FRET #**

E string Dmin A

C string Bbmin F

B String Amin E

F String Eb Bb

G String Fmin C

D String Cmin G

A String Gmin D

2/18/23

Everyone wants to rock! But I want you to learn good technique and theory so you can play and understand anything. Here is the deal. I will teach you these riffs as SINGLE STRING EXERCISES. You have to play them perfectly using the right fingerings. This will massively improve your ability to play anything. There are much easier ways for beginners to play these riffs. You are welcome to do that after you master the Single String Version.

# BOIL THEM CABBAGE DOWN, SS RIFF

TRAD AMERICAN  
TRANSCRIBED BY BRIAN PERKINS

E string E A E B7 E A E B7 E

B String B E B F#7 B E B F#7 B

G String G C G D7 G C G D7 G

D String D G D A7 D G D A7 D

A String A D A E7 A D A E7 E

C String C F C G7 C F C G7 F

F String F Bb F C7 F Bb F C7 F

2/18/23

Everyone wants to rock! But I want you to learn good technique and theory so you can play and understand anything. Here is the deal. I will teach you these riffs as SINGLE STRING EXERCISES. You have to play them perfectly using the right fingerings. This will massively improve your ability to play anything. There are much easier ways for beginners to play these riffs. You are welcome to do that after you master the Single String Version.

## CAROL OF THE BELLS (SHCHEDRYK), SS RIFF

LEONTOVICH (1916 UKRAINE)

"BOUNTIFUL EVENING" TO BE SUNG ON THE NIGHT OF JANUARY 13

TRAD UKRANIAN

TRANSCRIBED BY BRIAN PERKINS

E string    Emin    Emin/D    Emin/C    Emin/B

B String    Bmin    Bmin/A    Bmin/G    Bmin/F#

G String    Gmin    Gmin/F    Gmin/Eb    Gmin/D

D String    Dmin    Dmin/C    Dmin/Bb    Dmin/A

A String    Amin    Amin/G    Amin/F    Amin/E

C string    Cmin    Cmin/Bb    Cmin/Ab    Cmin/G

F String    Fmin    Fmin/Eb    Fmin/Bb    Fmin/C

Everyone wants to rock! But I want you to learn good technique and theory so you can play and understand anything. Here is the deal. I will teach you these riffs as SINGLE STRING EXERCISES. You have to play them perfectly using the right fingerings. This will massively improve your ability to play anything. There are much easier ways for beginners to play these riffs. You are welcome to do that after you master the Single String Version.

# CLIMBING UP, FALLING DOWN-INTRO, SS RIFF

BRIAN PERKINS 1964-

TRANSCRIBED BY BRIAN PERKINS

## MELODY (LOW PART) E<sup>7</sup>

FINGER #

4/4

0 #1 #3 #3 #1 0

TABLATURE FRET #

0 2 4 4 2 0

E string E7

B String B7

G String G7

D String D7

A String A7

C String C7

F String F7

## HARMONY (HIGH PART)

#1 2 4 4 2 #1

4 5 7 7 5 4

Everyone wants to rock! But I want you to learn good technique and theory so you can play and understand anything. Here is the deal. I will teach you these riffs as SINGLE STRING EXERCISES. You have to play them perfectly using the right fingerings. This will massively improve your ability to play anything. There are much easier ways for beginners to play these riffs. You are welcome to do that after you master the Single String Version.

# DRAGNET THEME, SS RIFF

ORIGINAL IN C

COMPOSED IN 1953

WALTER SCHUMANN & MIKLOS ROSZA

TRANSCRIBED BY BRIAN PERKINS

**E DIM**

**TABLATURE**

FRET #      0   .   2 3   0   |                      0   .   2 3   0   |      6

E string    Edim

C string    Cdim

B String    Bdim

F String    Fdim

G String    Gdim

D String    Ddim

A String    Adim



2/18/23

Everyone wants to rock! But I want you to learn good technique and theory so you can play and understand anything. Here is the deal. I will teach you these riffs as SINGLE STRING EXERCISES. You have to play them perfectly using the right fingerings. This will massively improve your ability to play anything. There are much easier ways for beginners to play these riffs. You are welcome to do that after you master the Single String Version.

# HOT CROSS BUNS, SS RIFF

TRANSCRIBED BY BRIAN PERKINS

E B<sup>7</sup> E    E B<sup>7</sup> E    E    B<sup>7</sup>    E B<sup>7</sup> E

TABLATURE  
FRET #    4   2   0    4   2   0    0   0   0   0   2   2   2   2    4   2   0

E string    E    B7    E    etc

B String    B    F#7    B    etc

G String    G    D7    G    etc.

D String    D    A7    D

A String    A    E7    A

C string    C    G7    C    etc

F String    F    C7    F    etc

Everyone wants to rock! But I want you to learn good technique and theory so you can play and understand anything. Here is the deal. I will teach you these riffs as SINGLE STRING EXERCISES. You have to play them perfectly using the right fingerings. This will massively improve your ability to play anything. There are much easier ways for beginners to play these riffs. You are welcome to do that after you master the Single String Version.

## IT'S RAINING, IT'S POURING, SS RIFF

TRANSCRIBED BY BRIAN PERKINS

The image shows a musical score for a guitar riff. The top part is a standard musical staff in 4/4 time with a treble clef. The key signature is C major. The riff consists of a sequence of notes: C4 (open), G4 (2nd fret), F4 (1st fret), E4 (open), D4 (open), C4 (open), B3 (3rd fret), A3 (2nd fret), G3 (open), F3 (open), E3 (open), D3 (open), C3 (open). Above the first note is a 'C' chord symbol. Below the staff is a guitar tablature with the following fret numbers: 3, 0, 5, 3, 0, 1, 3, 3, 0, 5, 3, 0.

- |          |    |          |    |
|----------|----|----------|----|
| E string | C  | C string | Ab |
| B String | G  | F String | Db |
| G String | Eb |          |    |
| D String | Bb |          |    |
| A String | F  |          |    |

2/18/23

Everyone wants to rock! But I want you to learn good technique and theory so you can play and understand anything. Here is the deal. I will teach you these riffs as SINGLE STRING EXERCISES. You have to play them perfectly using the right fingerings. This will massively improve your ability to play anything. There are much easier ways for beginners to play these riffs. You are welcome to do that after you master the Single String Version.

# JAMES BOND THEME #1, SS RIFF

1962 ORIGINAL IN EMIN

MONTY NORMAN 1928-2022  
ARR. JOHN BARRY 1933-2011  
TRANSCRIBED BY BRIAN PERKINS

**Amin**

**TABLATURE**  
FRET #

E string Amin

C string Fmin

B String Emin

F String Bb min

G String Cmin

D String Gmin

A String Dmin

"SPY CHORD"  
EMINMAJ9  
0 10 9 8 7 X

AMINMAJ9  
X 0 10 9 9 7

Everyone wants to rock! But I want you to learn good technique and theory so you can play and understand anything. Here is the deal. I will teach you these riffs as SINGLE STRING EXERCISES. You have to play them perfectly using the right fingerings. This will massively improve your ability to play anything. There are much easier ways for beginners to play these riffs. You are welcome to do that after you master the Single String Version.

## LOUIE LOUIE, SS RIFF

RICHARD BERRY 1957 VERSION IN G  
KINGSMEN 1963 VERSION IN A

RICHARD BERRY 1935-97  
TRANSCRIBED BY BRIAN PERKINS

**A**            E                    A                    B MIN                    A

TABLATURE  
FRET #

E string	E	A	Bmin	A	C string	C	F	Gmin	F
B String	B	E	F#min	E	F String	F	Bb	Cmin	Bb
G String	G	C	Dmin	C					
D String	D	G	Amin	G					
A String	A	D	Emin	D					

2/18/23

Everyone wants to rock! But I want you to learn good technique and theory so you can play and understand anything. Here is the deal. I will teach you these riffs as SINGLE STRING EXERCISES. You have to play them perfectly using the right fingerings. This will massively improve your ability to play anything. There are much easier ways for beginners to play these riffs. You are welcome to do that after you master the Single String Version.

## OLD MACDONALD #1-SS RIFF

TRAD  
TRANSCRIBED BY BRIAN PERKINS

A                    D            A            A            E<sup>7</sup>            A

TAB    5   5   5   0   |   1   1   0   |   9   9   7   7   |   5   .

E string	A	D	A	A	E7	A
B String	E	A	E	E	B7	E
G String	C	F	C	C	G7	C
D String	G	C	G	G	D7	G
A String	D	G	D	D	A7	D

C string	F	Bb	F	F	C7	F
F String	Bb	Eb	Bb	Bb	C7	Bb

Everyone wants to rock! But I want you to learn good technique and theory so you can play and understand anything. Here is the deal. I will teach you these riffs as SINGLE STRING EXERCISES. You have to play them perfectly using the right fingerings. This will massively improve your ability to play anything. There are much easier ways for beginners to play these riffs. You are welcome to do that after you master the Single String Version.

# OLD MACDONALD #2 "THE OINK, OINKS"-SS RIFF

TRAD

TRANSCRIBED BY BRIAN PERKINS

A

TABLATURE FRET # 0 0 | 5 5 5 | 0 0 | 5 5 5 | 5 5 5 | 5 5 5 | 5 5 5 5 5 | 5

E string A

B String E

C string F

G String C

F String Bb

D String G

A String D

2/18/23

Everyone wants to rock! But I want you to learn good technique and theory so you can play and understand anything. Here is the deal. I will teach you these riffs as SINGLE STRING EXERCISES. You have to play them perfectly using the right fingerings. This will massively improve your ability to play anything. There are much easier ways for beginners to play these riffs. You are welcome to do that after you master the Single String Version.

# WE WILL ROCK YOU-SS RIFF

1977 ORIGINAL IN EMIN

BRIAN MAY 1947-  
TRANSCRIBED BY BRIAN PERKINS

**F#MIN**

**TABLATURE**

FRET #

E string F#min

B String C#min

G String Amin

D String Emin

C string Dmin

A String Bmin

F String Gmin

2/18/23

Everyone wants to rock! But I want you to learn good technique and theory so you can play and understand anything. Here is the deal. I will teach you these riffs as SINGLE STRING EXERCISES. You have to play them perfectly using the right fingerings. This will massively improve your ability to play anything. There are much easier ways for beginners to play these riffs. You are welcome to do that after you master the Single String Version.

# WHOLE LOTTA LOVE, SS RIFF

1969 ORIGINALLY IN E

JIMMY PAGE 1944-  
TRANSCRIBED BY BRIAN PERKINS

- E string    A    G
- B String    E    D
- G String    C    Bb
- D String    G    F
- A String    D    C
- C string    F    Eb
- F String    Bb    Ab



2/18/23

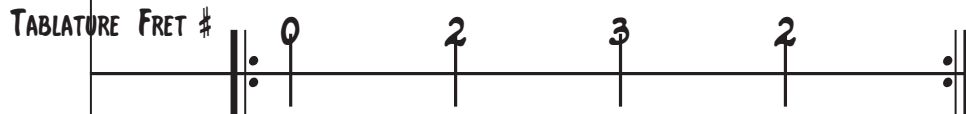

Everyone wants to rock! But I want you to learn good technique and theory so you can play and understand anything. Here is the deal. I will teach you these riffs as SINGLE STRING EXERCISES. You have to play them perfectly using the right fingerings. This will massively improve your ability to play anything. There are much easier ways for beginners to play these riffs. You are welcome to do that after you master the Single String Version.

## A YORKSHIRE SONG, SS RIFF

TRAD.

TRANSCRIBED BY BRIAN PERKINS

**E MIN**



E string **Emin**

B String **Bmin**

G String **Gmin**

D String **Dmin**

A String **Amin**

C string **Cmin**

F String **Fmin**

**AB1**

2/18/23

# "You Really Got Me" SS Riff

Ray Davies 1944-

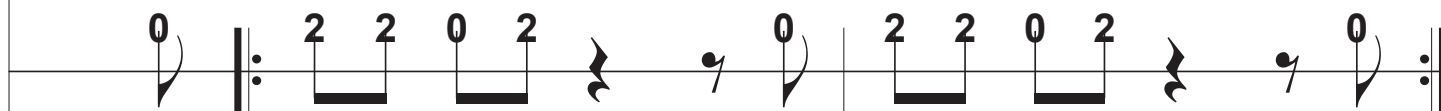
Original in G (Ab)?

1964

F#



Fret Number



Estring F#

Cstring D

Bstring C#

Fstring G

Gstring A

Dstring E

Astring B

This riff repeats on the I chord, the II chord and the V chord.